



TECHNICAL DATA

Operating range:

from 8 to 45 l/m with head up to 53 metres.

Pumped liquid:

clean, free of solids and abrasives, non-viscous, non-crystallised and chemically neutral, with properties similar to water.

Liquid temperature range:

from 0 °C to +35 °C for domestic use (EN 60335-2-41).

from -10°C to +80°C for other uses.

Maximum ambient temperature: +40°C

Maximum operating pressure: 10 bar (1000 kPa).

Protection class: IP 44

Protection class at the terminal board: IP 55

Insulation class: F

Standard voltage: single-phase 220-240 V / 50 Hz

three-phase 230-400 V / 50 Hz.

Installation: fixed, horizontal position.

APPLICATIONS

Self-priming pump with side liquid channel and star-shaped impeller; excellent suction capabilities even in unfavourable operating conditions, such as the presence of air bubbles, or lack of continuity of the liquid at the suction.

Used in domestic, agricultural civil and industrial installations.

CONSTRUCTION FEATURES OF THE PUMP

Cast iron pump body with brass wear disk.

Motor support and impeller fully made of brass to avoid the risk of blockage.

Carbon/ceramic mechanical seal.

Stainless steel motor shaft.

CONSTRUCTION FEATURES OF THE MOTOR

Closed asynchronous type, external ventilation cooling.

Rotor running on permanently lubricated ball bearings, oversized to ensure low noise and durability.

Built-in thermal and current overload protection in the single-phase version.

For the protection of the three-phase motor, we recommend the use of remote overload cut-outs, in compliance with current local regulations.

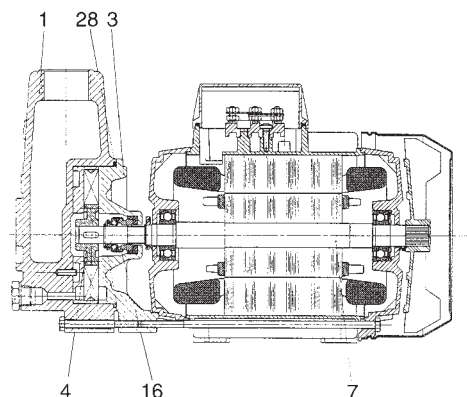
Permanently connected capacitor in the single-phase version.

Construction according to CEI 2-3 and CEI 61-69 (EN 60335-2-41).

MATERIALS

No.	PARTS*	MATERIALS
1	PUMP BODY	CAST IRON 250 ISO UNI 185 WITH BRASS PRESSURE RING PCU ZN 40 PB2 UNI 5705/65
3	SUPPORT	BRASS PCu Zn 40 Pb2 UNI 5705/65
4	IMPELLER	BRASS PCu Zn 40 Pb2 UNI 5705/65
7	SHAFT WITH ROTOR	AISI 303 STAINLESS STEEL X12 CrNiS 13 UNI 6900/71
16	MECHANICAL SEAL	CARBON / CERAMIC
28	OR RING	VITON

* In contact with the liquid



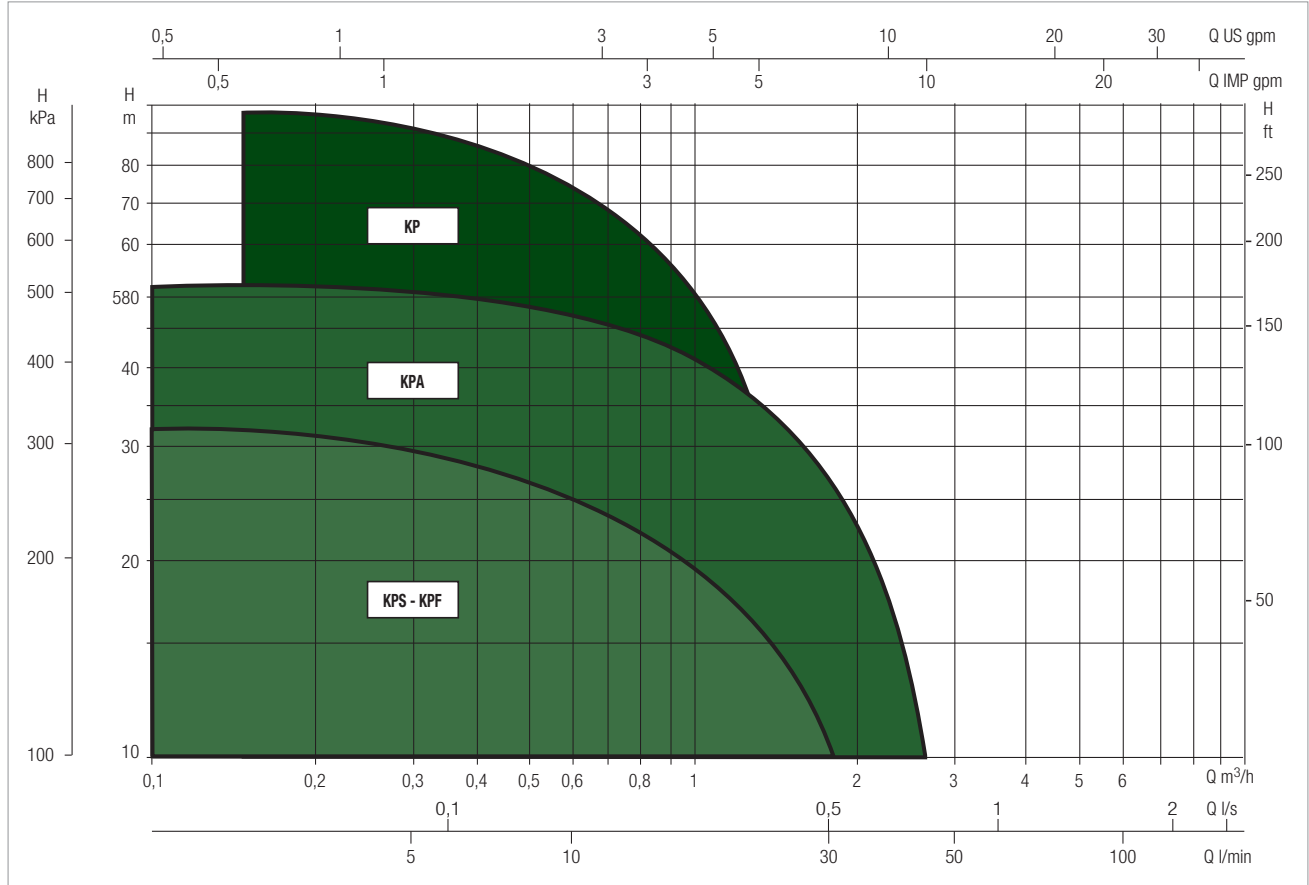
KPA - KPS / KPF - KP RANGE

PERIPHERAL ELECTRIC PUMPS

PERFORMANCE RANGE

The performance curves are based on kinematic viscosity values = 1 mm²/s and density equal to 1000 kg/m³. Curve tolerance according to ISO 9906.

GRAPHIC SELECTION TABLE



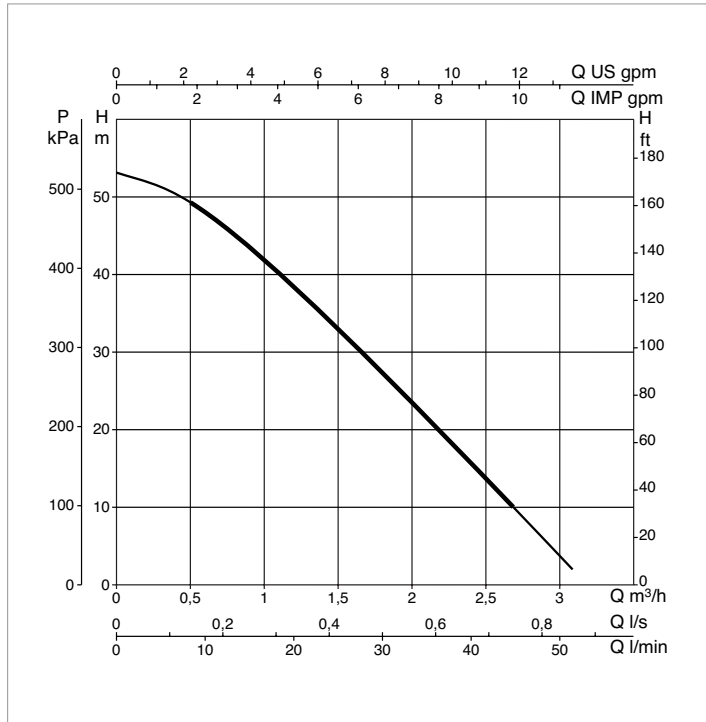
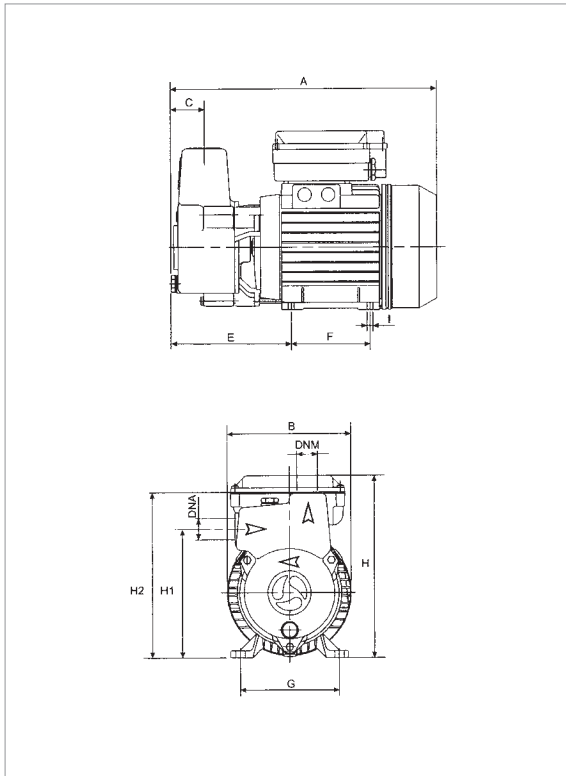
SELECTION TABLE

MODEL	Q=	0	0.3	0.6	0.9	1.2	1.8	2.4
	m ³ /h							
	Q=	0	5	10	15	20	30	40
	l/min							
KPA 40/20 M	H (m)	53	51	48	43	38	27	16
KPA 40/20 T		53	51	48	43	38	27	16

KPA - SELF-PRIMING PERIPHERAL ELECTRIC PUMPS FOR THE SUPPLY OF WATER IN DOMESTIC ENVIRONMENTS

Pumped liquid temperature range: from 0 °C to +35 °C for domestic use (EN 60335-2-41). From -10 °C to +80 °C for other uses.

Maximum ambient temperature: +40°C



The performance curves are based on kinematic viscosity values = 1 mm²/s and density equal to 1000 kg/m³. Curve tolerance according to ISO 9906.

MODEL	ELECTRICAL DATA								
	POWER INPUT 50 Hz	P1 MAX kW	P2 NOMINAL		In A	I st. A	1/min	CAPACITOR	
			kW	HP				µF	Vc
KPA 40/20 M	1x 230V ~	1.1	0.75	1	5.1	17.3	2800	20	450
KPA 40/20 T	1x 220 - 240V ~	1	0.75	1	3.5 - 2.1	24,3 - 14.07	2860	-	-

MODEL	A	B	C	E	F	G	I Ø	H	H1	H2	DNA GAS	DNM GAS	PACKING DIMENSIONS			VOLUME (m³)	WEIGHT kg
													L/A	L/B	H		
KPA 40/20	301	142	38	136	90	112	7	206	146	187	1"	1"	406	267	402	0.044	12.40